

The SignBar / SignPanel system consists of heavy extruded aluminium message bars and panels that fit into posts using a unique interlocking detail. With its changeable message bars and panels, wide range of sizes and durability, SignBar / SignPanel is an effective and attractive exterior system suitable for almost any application.

**Other Features & Benefits:**

- Modular & interchangeable
- Vandal & impact resistant
- Wind load engineered to 100mph
- Custom sized & shaped panels
- Over 200 standard RAL or BS colours
- Optional down light illumination feature
- Six post shapes
- Adjustable for future adjustment
- Heavy, robust profiles
- Non-corrosive hardware
- Deep, recessed post pockets
  - No plastic clips

**Applications:**

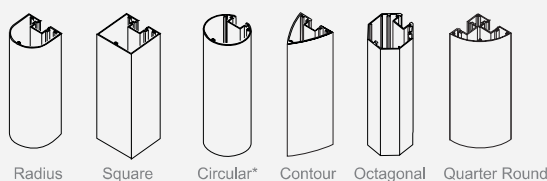
- Multi-Tenant Buildings
- Exterior Directionals
- Area Maps

**Ideal for:**

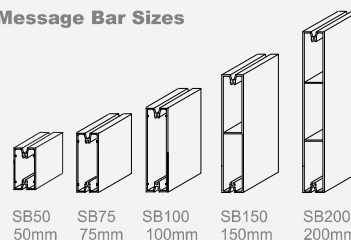
Universities, Retail Centres, Medical Centres / Hospitals, Office Buildings, Government Facilities



**Post Shapes (100mm & 50mm)**



**Message Bar Sizes**



\* Circular Post also available at 75mm



3. Contour Posts w/ 100mm Flush Panel



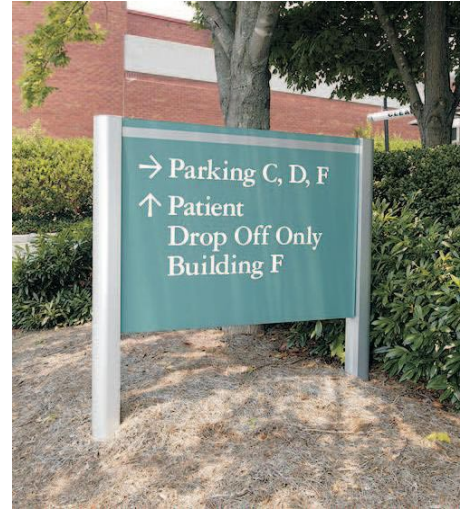
1. 90 Degree Post Mounted



2. Posts w/ Extruded Bars



4. Four Sided Sign using Quarter Posts



5. Posts w/ Panel



6. Posts w/ Flush Panel

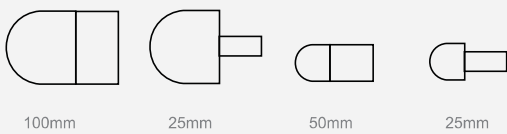


7. Radius Posts w/ Bars



8. Contour Posts w/ Panel

Panel Depths (relationship of post and panel)





*Pole & Plank is an extremely simple system to work with which gives the fabricator all the required options you would expect from an exterior directional signage system including different post shapes, a wall mounted facility, up to a four way finger post arrangement and the ever popular 'V' option.*

*Monolith requirements can also be met by using the 'Box 78' section.*

**Other Features & Benefits:**

- Three post shapes, quad post & wall channel
- 100mm, 150mm & 200mm planks & custom options
- Composite Extrusion allows for upto 3mm rigid panel
- Box 78 allows for a monolith option
- All planks and panels are recessed into post and secured using a locating screw

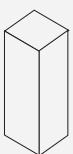
**Applications:**

- Exterior Directionals
- Area Maps
- Multi-Tenant Buildings

**Ideal for:**

Universities, Retail Park, Medical Centres / Hospitals, Office Buildings, Government Facilities,

**Post Shape Options**



Square



D Shaped



Round

